



NETTED BEADED BEAD PENDANT

By: Meredith Roddy



Materials


- 161D-004 -WildFire
- JNEEH13/10 - WildFire Needles
- 211F-100 - WildFire Cord Battery Operated Cord Cutter
- (8) 3mm Bicone Beads
- (16) 4mm Bicone Beads
- (8) 6mm Beads
- (4) 8mm Beads
- Size 11 Delica Beads
- Size 15 Seed Beads
- Instant Pendant



1. Cut a 5' piece of WildFire and flatten the end with Flat Nose Pliers.



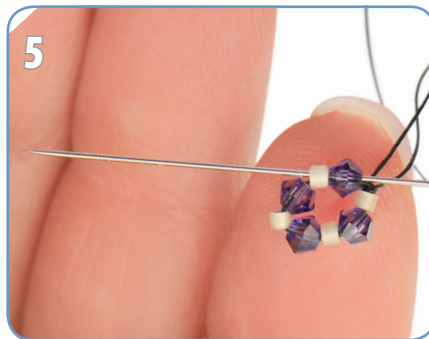
2. Pinch the WildFire between your thumb and forefinger and "needle the thread" by pushing the eye of the needle over the WildFire.




Round 1: Pick up one 3mm bicone and one Delica bead 4 times. Pass the needle around and through all of the beads again to form a circle leaving about a 4 inch tail at the end of the thread.



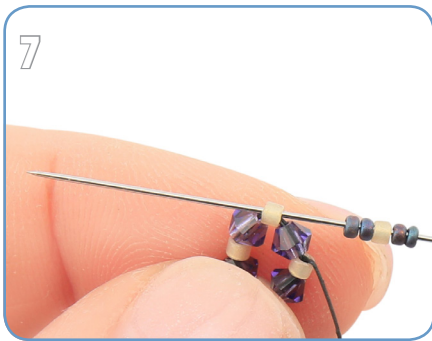
Tie the ends in a square knot to pull the circle tight.



Sew through the beads so you are exiting a Delica.




Carefully use the WildFire Cord Cutter to trim the short end of the thread.




Round 2: Pick up 2 size 15 beads, 1 delica and two size 15 beads. Sew through the next Delica in the circle. Repeat three more times around the circle.



After going through the last Delica bead, STEP UP through the 2 size 15 beads and the Delica that you first added in this round.




Round 3: Create the third round by picking up one 4mm bicone and sewing through the Delica in the middle of the next cluster in Round 2.




Add a bicone in between each of the Delicas in Round 2. Pull tight to cinch up this round.


Note: Odd rounds do not include a step up!




Round 4: Continue as in Round 2 - this time adding 3 size 15s, 1 Delica and 3 size 15s in between each Delica from Round 2.




When you reach the last Delica in the round, STEP UP through the first 3 size 15s and Delica from this round.



Round 5: Continue as in Round 3 by picking up one 4mm bicone and sewing through the Delica in the middle of the next cluster in Round 4.




Round 6: Continue as in Round 4 - this time, add 4 size 15s, 1 Delica and 4 size 15s. Sew through the first Delica from Round 4.



When you reach the last Delica in the round, STEP UP through the first 4 size 15s and Delica from this round.



16
Round 7: Add 1 6mm Firepolish bead in between each of the Delicas from Round 6.




17
Round 8: Add 6 size 15s, 1 Delica and 6 size 15s between each of the Delicas from Round 6.




18
At the end of the round, STEP UP through the first 6 size 15s and 1 Delica from the start of the Round.



19
Round 9: Add 1 8mm Firepolish bead in between each of the Delicas from Round 8.



20
Round 10: Add 6 size 15s, 1 Delica and 6 size 15s between each of the Delicas from Round 8.



21
Always STEP UP at the end of each EVEN round.



22
Round 11: Add 1 6mm Firepolish bead in between each of the Delicas from Round 10.



23
Complete the round by going through the first Delica and pull the excess thread tight.



24
Round 12: Add 4 size 15s, 1 Delica and 4 size 15s. Sew through the first Delica from Round 10.




STEP UP at the end of the round.



Round 13: Pick up one 4mm bicone and sew through the Delica in the middle of the next cluster in Round 12.



Round 14: Add 3 size 15s, 1 Delica and 3 size 15s in between each Delica from Round 12.




STEP UP at the end of the round.



Round 15: Pick up one 4mm bicone and sew through the Delica in the middle of the next cluster in Round 14.



At the end of the round, sew through the first Delica and pull tight.



Round 16: Add 2 size 15s, 1 Delica and 2 size 15s in between each Delica from Round 14.




At the end of the round, STEP UP through the first two 15s and 1 Delica.



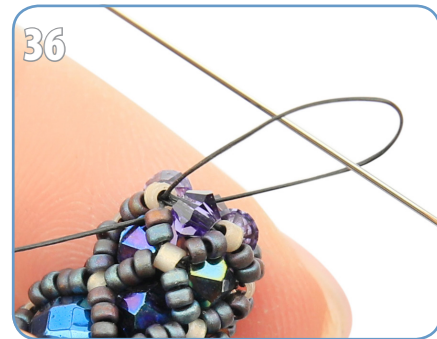
Round 17: Add 1 3mm bicone in between each Delica from Round 16.



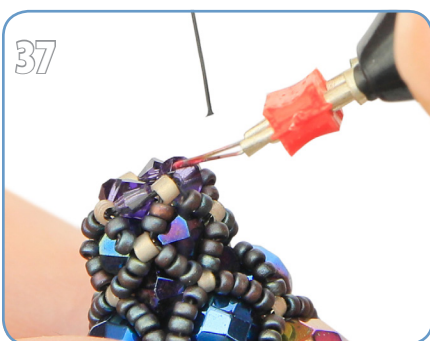
After you sew through the last Delica, pull the thread tight.




Sew through Round 17 again, then pass the needle under the thread....



...and back through the loop to tie a knot between two beads.



Cut the excess thread with the WildFire Cord Cutter.



Unscrew the end from the Instant Pendant, thread your netted bead on, then screw the end back on.

